
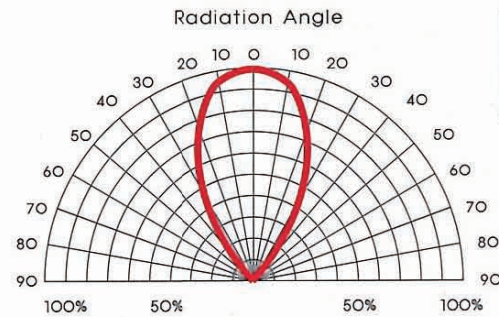
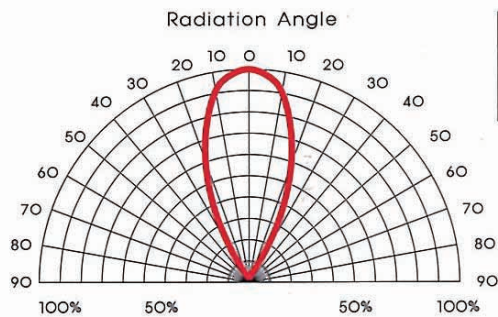


40°/60°



Model	ColorTemp.	Base	Rated Input Voltage	Power Consumption (110V/120V)	Total Lumen Flux	Beam Angle	Illuminance	CRI
			(V)	(W)	(lm)	(°)	(lux-1m)	
GA3022S-WW40	3000° K	E26/27	AC90-245V	20W	860	40°	1450Lux	70
GA3022S-WW60	3000° K	E26/27	AC90-245V	20W	860	60°	940Lux	70
GA3022S-CW40	6500° K	E26/27	AC90-245V	20W	1050	40°	1650Lux	70
GA3022S-CW60	6500° K	E26/27	AC90-245V	20W	1050	60°	1050Lux	70

HIGH CRI LAMP (Order Made)

Model	ColorTemp.	Base	Rated Input Voltage	Power Consumption (110V/120V)	Total Lumen Flux	Beam Angle	Illuminance	CRI
			(V)	(W)	(lm)	(°)	(lux-1m)	
GA3022SH-WW40	3000° K	E26/27	AC90-245V	20W	650	40°	1130Lux	90
GA3022SH-WW60	3000° K	E26/27	AC90-245V	20W	650	60°	750Lux	90
GA3022SH-CW40	6500° K	E26/27	AC90-245V	20W	780	40°	1240Lux	90
GA3022SH-CW60	6500° K	E26/27	AC90-245V	20W	780	60°	870Lux	90

- Operating Temperature : -20°C ~ 40°C
- HOUSING : ALUMINIUM

Size(mm)		Weight	IP
dia	length	(g)	
94	90	250g	30